

...continued from other side



**6** Replace cap on water bottle.



**7** **MULTIPLE Water Specimens FOR SHIPMENT**

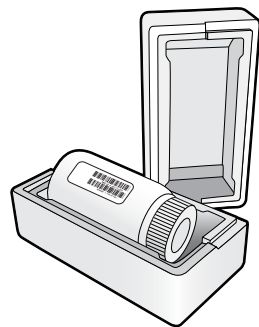
Place bottles in cardboard shipping container provided by Spectra.\*

**NOTE:** Be sure to include requisition in shipping box.

If you have collected specimens from multiple sites, include up to six (6) bottles in the shipping container.

Ship water specimens to Spectra's laboratory in Milpitas, CA via FedEx® (2nd Day).\*

\*Refer to Spectra's shipping instructions for water specimens.



**8** **ONLY ONE (1) Water Specimen FOR SHIPMENT**


Place bottle in Styrofoam™ shipping container provided by Spectra.\*

**DO NOT TAPE OR WRITE ON STYROFOAM CONTAINER.**

Ship water specimen to Spectra's laboratory in Milpitas, CA via Regular U.S. Mail.\*

\*Refer to Spectra's shipping instructions for water specimens.

## Instructions for Collection of Water & Dialysate Specimens AAMI Testing



Spectra Laboratories, Inc.  
525 Sycamore Drive · Milpitas, CA 95035 · 800-433-3773  
8 King Road · Rockleigh, NJ 07647 · 800-522-4662  
www.spectra-labs.com

FedEx® is a registered trademark of Federal Express Corporation.  
Styrofoam™ is a trademark of the Dow Chemical Company.

© 2010 Fresenius Medical Care Holdings, Inc. All rights reserved. Spectra and the Spectra logo are trademarks of Fresenius Medical Care Holdings, Inc. or its affiliated companies. All other trademarks are the property of their respective owners.

AAMICOLL Rev. 4/10



## Water Collection Supplies

- Water Collection Bottle(s)
- Requisition Form
- Protective Gloves

**IMPORTANT:** To ensure accurate results, use **ONLY** the water collection bottle provided by Spectra. This is an acid washed container designed specifically for water testing.

**IMPORTANT:** AAMI testing for all water specimens is performed at Spectra's laboratory facility in Milpitas, CA. Contact your designated Customer Service Representative to make the necessary shipping arrangements.



## Instructions



- 1 Complete the requisition form. Please print legibly.

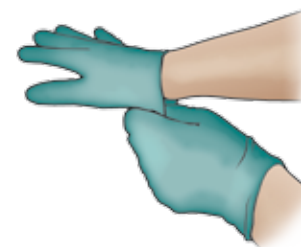
If ordering from an electronic ordering system, it is not necessary to complete a paper requisition. Place electronic order as you normally would.



- 2 Remove barcode labels from requisition form or worksheet paper. Clearly write the source of the water specimen and date of collection on the barcode label.



- 3 Affix completed barcode labels to all bottles for which specimens are being collected.  
**When submitting multiple specimens, ensure that EACH bottle is labeled with the appropriate water source and date of collection.**



- 4 Put on protective gloves prior to proceeding.



- 5 Rinse the bottle with water that is to be tested, then fill the bottle to the top.

continued on other side...